

Welcome to 2nd Grade!!

Summer Work For Rising 2nd Graders

Packet Due No Later Than September 11, 2025

Reading and Writing (required)

- **We recommend reading for 15 minutes each day.** Summer is a wonderful time for students to focus on reading what is of interest to them!! Attached is a suggested book list of titles and series that are popular with kids of this age. Feel free to select books not on this list depending on your child's interests and reading abilities.
- **Complete the attached Sandwich book report** for one of the books your child reads this summer.
- **Complete 2 phonics games per Level 1 Foundations skill** using the [phonics map](#) resource linked on SOTI Studies (be sure to select level 1!) Please log your activities in the attached ELA log. We suggest completing two skills every other week to stay on track and spending at least 5-10 minutes per game.
- **Complete the Grammar Packet.** Grammar is an important skill to have when writing in second grade. We have attached 5 worksheets to be completed every other week. This is a great way to review parts of speech, capitalization, punctuation, nouns as proper or common, possessive nouns, adjectives, singular and plural nouns and verbs, and so much more.
- **Practice reading attached 1st grade trick word cards.** Practicing reading them will help with word recognition when reading and writing next year. The purpose of practicing these words is to be used more as a reading skill than a spelling skill.

Math (required)

- **Please complete the attached math packet.** Second grade starts with number sense and then jumps into addition and subtraction. Review of these skills over the summer will help your child soar into math once the school year starts.
- **We recommend doing 5 minutes of Addition and Subtraction Facts twice a week** using Factmonster.com/math/flashcards

Additional “Fun” Optional Summer Work

1. **Write a friendly letter to your Second Grade Teacher.** Introduce yourself. Tell her what your favorite subject is, what your favorite sport is, what you are looking forward to in Second Grade and/or what you are interested in.
 2. **Observe the nature around your house.** Watch how plants change as they grow. What types of birds, bugs, reptiles or other creatures do you see? Observe the moon each night. Try to find the pattern as its shape appears to change each night.
 3. **Free digital math:Math: Khan Academy Kids and Monster Math Apps**
We want you to keep those brains of yours working. :-)
- We are very excited to see you in a few months.

Happy Summer!!!! The Second Grade Team
Recommended Book
List (Listed in Alphabetical Order)

A to Z Mysteries by Ron Roy
Amber Brown Series by Paula Danzinger
Amelia Bedelia Series by Peggy Parish
Arthur Series by Marc Brown
Bad Kitty Series by Nick Bruel
Beezy Series by Megan McDonald
The Berenstain Bears books by Stan and Jan Berenstain
Cam Jansen Series by David Adler
Charlie the Ranch Dog Series by Ree Drummond Click,
Clack, Moo Cows that Type Series by Doreen Cronin
Curious George Series by H.A. Rey
Fancy Nancy Series by Jan O'Connor
Flat Stanley World Adventures by Jeff Brown
Frog and Toad Series by Arnold Lobel
Geronimo Stilton Series by Elisabetta Dami
Hello Reader Series
Henry and Mudge Series by Cynthia Rylant
Horrible Harry Series by Suzy Kline
I Can Read Series
Ivy and Bean Series by Annie Barrows
Jigsaw Jones by James Preller
Magic Tree House Series by Mary Pope Osborne
Mercy Watson Series by Kate DiCamillo
Mr. Putter and Tabby Series by Cynthia Rylant
Ms. Nelson is Missing Series by Harry Allard
Pee Wee Scouts by Judy Delton
Nancy Drew and the Clue Crew by Carolyn Keene
Nate the Great Series by Marjorie Weinman Sharmat
Olivia Series by Ian Falconer
Pinkalicious Series by Victoria Kann
Rainbow Magic Fairies Series by Daisy Meadows
The---from the Black Lagoon Series by Mike Thaler
The Pigeon Series by Mo Williams

Sandwich

Book Report


Book Title:

Author:

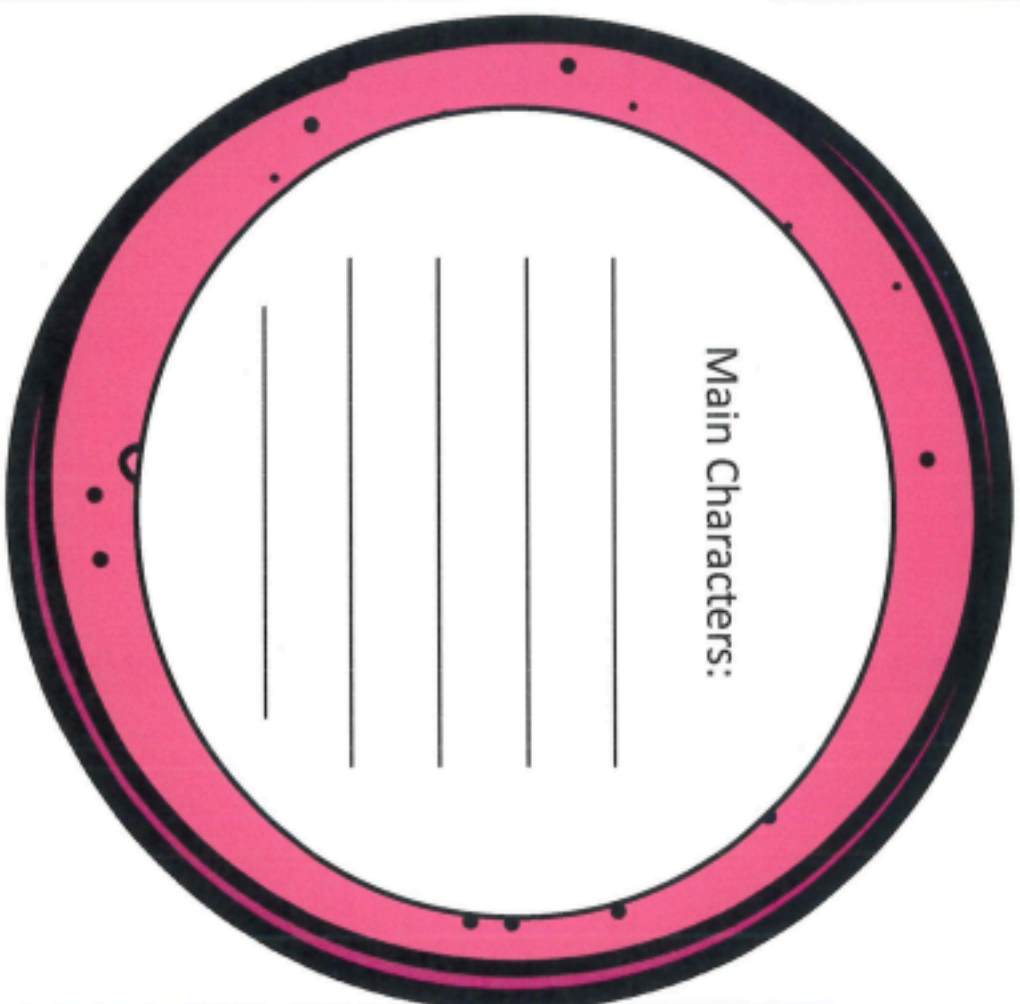
© www.123homeschool4me.com

By: _____

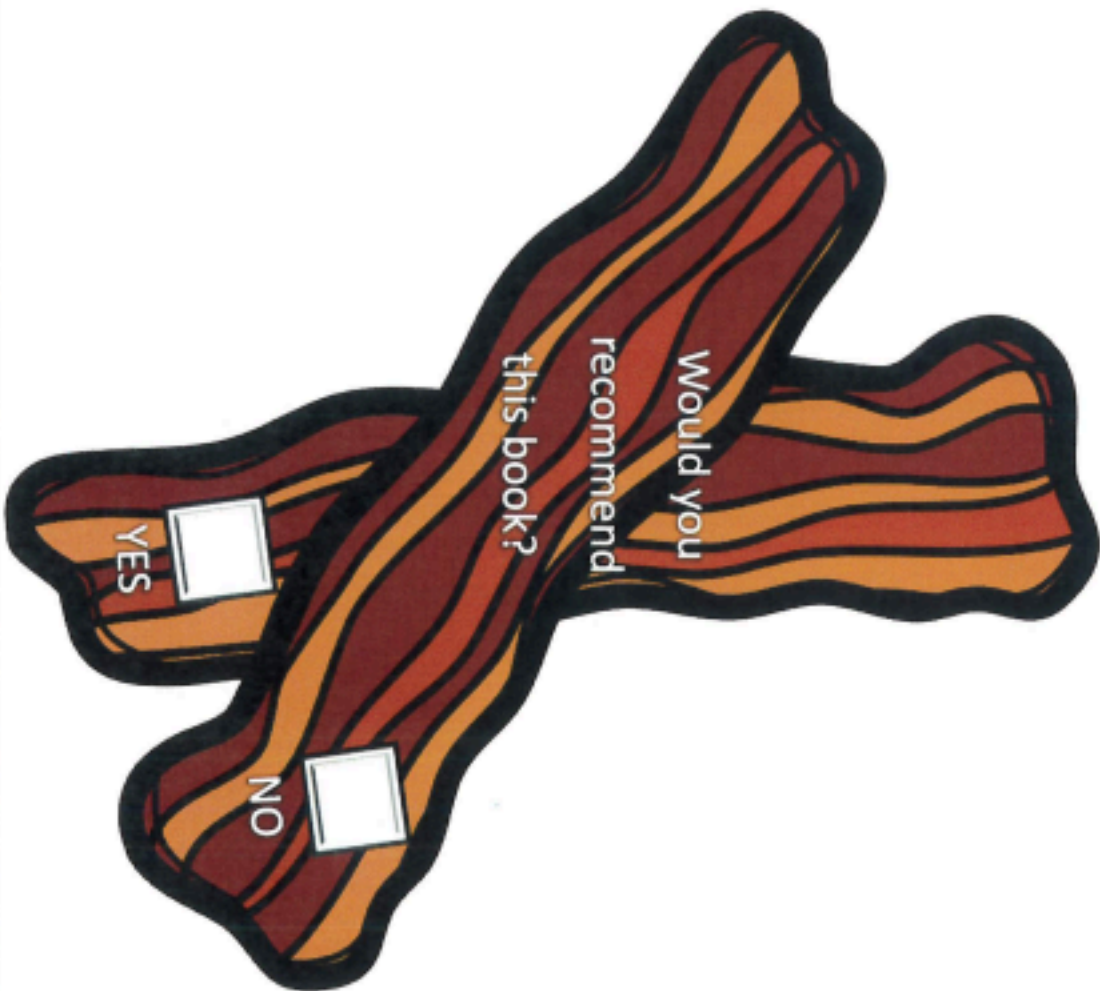

Date: _____




Setting:




Main Characters:

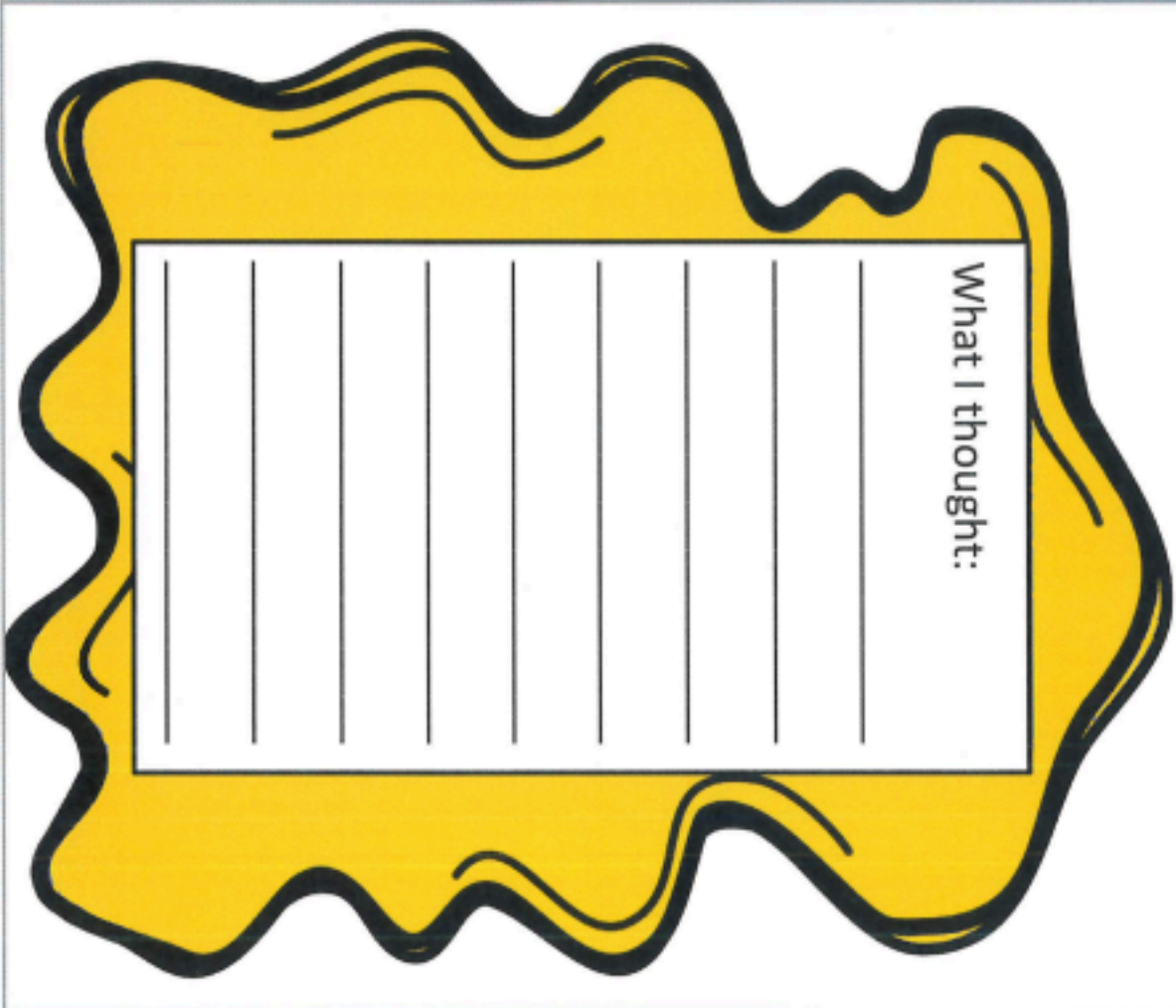


A circular graphic with a green and black border. Inside, the word "Problem:" is written vertically. Below it are five horizontal lines for writing.

Problem:

A circular graphic with a pink and black border. Inside, the word "Solution:" is written vertically. Below it are five horizontal lines for writing.

Solution:



Name: _____

2nd Grade Summer ELA Log

Directions: Complete 2 phonics games per Level 1 Foundations skill using the [phonics map](#) resource (linked below and on SOTI Studies.) Please log your activities in the chart by writing which games you played for each skill. We suggest completing two skills every other week to stay on track and spending at least 5-10 minutes per game.

Please use Level 1 activities.

https://docs.google.com/presentation/d/e/2PACX-1vRRNPiwZ54bUzEwtgrPIShFRv3jSIEw6tQztNZOFhnqyXZfG9GdGNmlZjK4vpq3bAaRxABZZnJYRRBu/pub?start=false&loop=false&delayms=3000&slide=id.gb3b5d4429a_0_716

Skill Category(linked directly below)

Write the name of the games you played

1) Glued Sounds	
2) Suffix-s	
3) Blends	
4) Closed & Open Syllables	
5) Vowel Teams	
6) Suffix -ed & -ing	
7) _CVCe	
8) Compound Word Syllables	

Name: _____



Daily GRAMMAR Practice



Underline the noun in each sentence. Draw a flag over the article.

The game is fun!



_____ **article**

_____ **noun**

person

place

thing

animal

A pin fell over.



_____ **article**

_____ **noun**

person

place

thing

animal

Adjectives describe nouns.

Circle the adjective and draw an arrow to the noun that it describes.
Write the adjective on the line.

I made that box.



Which one? _____

that

We love chocolate cake.



What kind? _____

I see three candies.



How many? _____

Capitalization

Capitalize the months of the year.
Write each month on the lines.

January

February

Punctuation



Use commas when writing three
or more items in a list.

I like apples, bananas, and oranges.

Your turn!

I see trees leaves and apples.

Mom got bread butter and cheese.

I walked ran and skipped.

She can sing dance and perform.

Name: _____



Daily GRAMMAR Practice



Pronouns take the place of nouns. Some of the most common pronouns are:

she	he	it	they	them
us	my	we	her	him

Circle the pronoun in the sentence. Underline the common noun.

We had fun at the park.

They saw a duck.

Adjectives describe nouns.

Write an adjective and then underline the noun it describes. What kind of adjective is it?

1. I see a _____ farmer.  Which one? What kind? How many?

2. I see _____ gloves.  Which one? What kind? How many?

Capitalization



Capitalize the names of people and their titles.

mr. smith

mrs. janie



Contractions



Create a contraction:

do not



is not



Name: _____



Match the Common and Proper Nouns

Directions: Look at each common noun. Draw a line to match it with the correct proper noun.

store

The Carleton

river

Texas

month

South Beach

hotel

Mississippi River

holiday

Walmart

car

Labor Day

beach

June

state

Ford










Name: _____



Plural and Singular Nouns

Directions: Look at each picture. Circle the correct noun form for each picture.

Write the word on the line.

 sun suns _____ _____	 tree trees _____ _____	 shell shells _____ _____
 boat boats _____ _____	 swimsuit swimsuits _____ _____	 pail pails _____ _____
 cone cones _____ _____	 hat hats _____ _____	 crab crabs _____ _____

Directions: Write two sentences for two different singular or plural nouns.

1.

2.

Name: _____



Present Progressive Verbs

Directions: Complete each sentence using the present progressive form of the given verb.

1. We are _____ on the water.
(float)
2. I am _____ in the pond.
(fish)
3. She is _____ in the pool.
(splash)
4. They are _____ on the lake.
(sail)
5. Dad is _____ the grass.
(mow)
6. They are _____ the weeds.
(pick)
7. I am _____ for a shell.
(look)

the

a

and

is

his

of

as

has

to

into

we

he

she

be

me

for

or

you

your

I

they

was

one

said

from

have

do

does

were

are

who

what

when

where

there

here

why

by

my

try

put

two

too

very

also

some

come

would

could

should

her

over

number

say

says

see

between

each

any

many

month

little

been

own

want

Mr.

Mrs.

work

word

write

being

their

first

look

good

new

water

called

day

may

way

Week 1

Place Value Dice Game

Directions: Roll 2 dice. Write the number in the spaces on the beach balls. Then, color that same number in the envelopes below.



Tens

Ten vertical bars representing tens blocks.

ones

Ten small cubes representing ones blocks.

Week 2

Name: _____

Days and Months



Write the missing month for each list.

1. January, February, March, _____
2. October, _____, December
3. _____, June, July, August

Write the missing day of the week for each list.

4. Tuesday, Wednesday, _____
5. Thursday, _____, Saturday
6. _____, Monday, Tuesday

Name :

Class :

Week 3

Numbers on the Calendar

Complete the numbers on the calendar according to the date and day. Write the numbers in the space provided.

June 2025

Sun	Mon	Tue	Wed	Thu	Fri	Sat
1		3	4		6	7
8	9	10		12		14
	16	17		18	20	21
22	23	24		26	27	
29		31				

Name: _____

Week 4

The Hungry Alligators

"Greater Than" Alligator



12 is greater than 10

"Less Than" Alligator



17 is less than 22

Cut out the *greater than* and *less than* alligators on the next page and glue them in the correct boxes.

a. 7 15

b. 22 19

c. 36 28

d. 62 33

e. 25 49

f. 35 56

g. 70 73

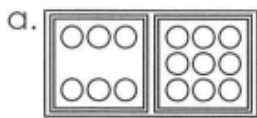
h. 91 82

Name: _____

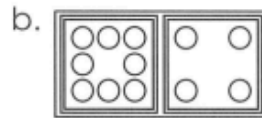
Week 5

Add with Dominoes

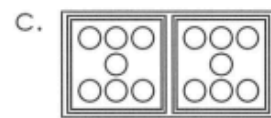
Sums up to 18



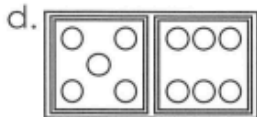
$$6 + 9 = \underline{15}$$



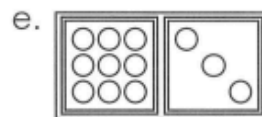
$$8 + 4 = \underline{\quad}$$



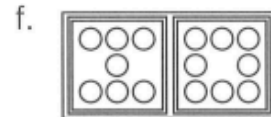
$$7 + 7 = \underline{\quad}$$



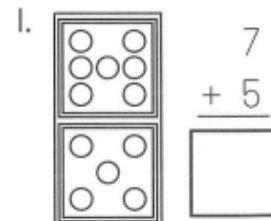
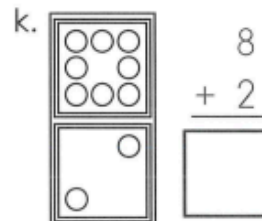
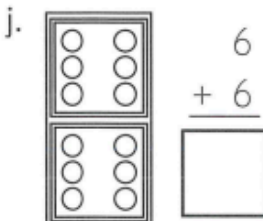
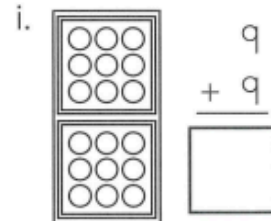
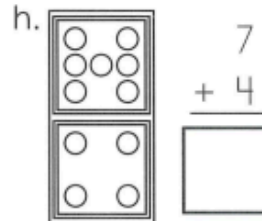
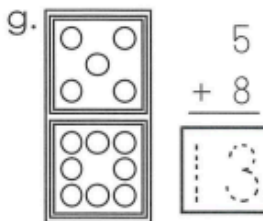
$$5 + 6 = \underline{\quad}$$



$$9 + 3 = \underline{\quad}$$



$$7 + 8 = \underline{\quad}$$

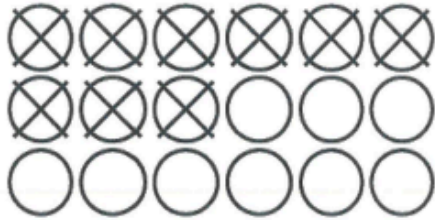


Name: _____


Week 6

Subtraction


Cross off the counters to solve each.




$$18 - 9 = \underline{\quad}$$



$$14 - 8 = \underline{\quad}$$



$$15 - 7 = \underline{\quad}$$



$$12 - 8 = \underline{\quad}$$

Draw counters to solve.

$$10 - 5 = \underline{\quad}$$

Draw counters to solve.

$$13 - 6 = \underline{\quad}$$

Name: _____

Week 7

Money: Penny, Nickel, Dime

Cut out the coins and values. Then paste them into the correct boxes.

penny



nickel



dime



10¢



1¢



5¢

