



'Welcome to Kindergarten' Summer Bingo, 2026/2027

Let's get ready for Kindergarten!! Over the summer, *please print the card and have your child color each space as it is finished.* Complete as many spaces as you can! Please note that writing your name and your self-portrait are required spaces and should be turned in with the bingo board in the fall.

By practicing fine-motor skills, patterning, rhyming, listening, and problem-solving skills, your kindergartener will be off to a great start!!

Bring the BINGO Card, written name practice paper, self portrait and any work you want to share to your teacher when school starts!!

We can't wait to see you in August 2026!!

S. O. T. I.

Draw a self portrait. (required- template attached)	Practice writing your first name 10 times. (required- writing paper attached)	Have a grown up read to you at bedtime at least 3x a week.	Practice climbing... monkey bars, trees, ladders to slides.
Sort blocks, toys, or Lego bricks according to size or color. Take a picture of your final sort.	Draw your favorite animal, car, or place with crayons. (paper attached)	Have unstructured playdates with a peer!	Build a tower with 5 blocks. Build a tower with 8 blocks. Count and Compare. Use other numbers.
Make up a rhyming game/song with a grown-up or a friend.	Practice zipping, buttoning, tying, and snapping.	Practice tracing shapes and objects on paper. (worksheet attached)	Listen to a grown-up read your favorite Nursery Rhymes a few nights each week. (Ex. linked here)
GET A LIBRARY CARD!	Cut out shapes and glue them to create a sandcastle creation! (worksheet attached)	Play with Play-Doh... build, flatten, roll, and cut with scissors.	Sign up for the Summer Reading program at your local library.

Name:



My Self-Portrait

Name: _____

Date: _____

学

学

学

学

学

学

学

学

学

学

学

学

学

学

学

学

学

学

学

学

学

学

学

学

学

学

学

学

学

学

学

Name: _____

Date: _____

学

学

学

学

学

学

学

学

学

学

学

学

学

学

学

学

学

学

学

学

学

学

学

学

学

学

学

学


学

学

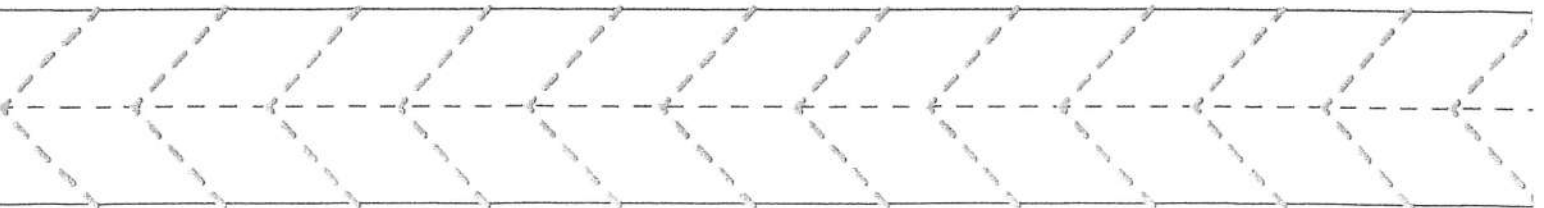
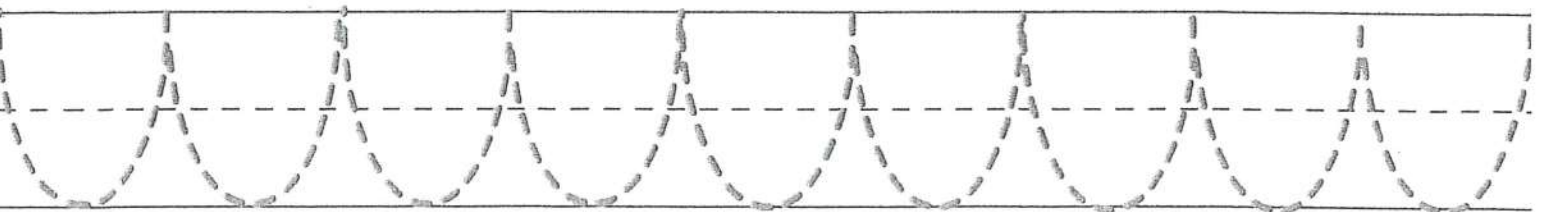
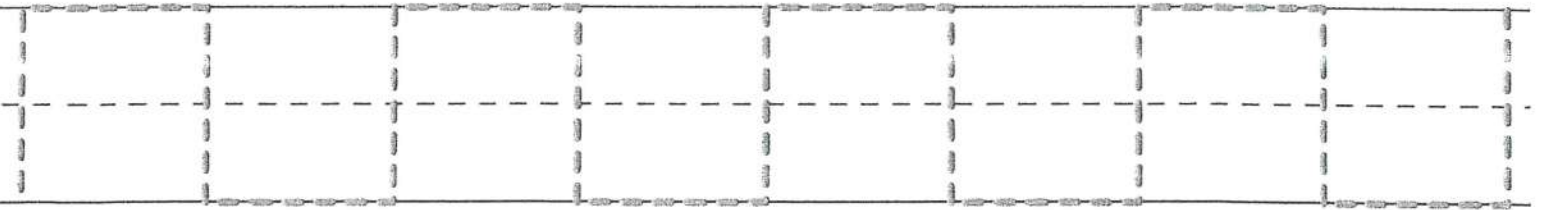
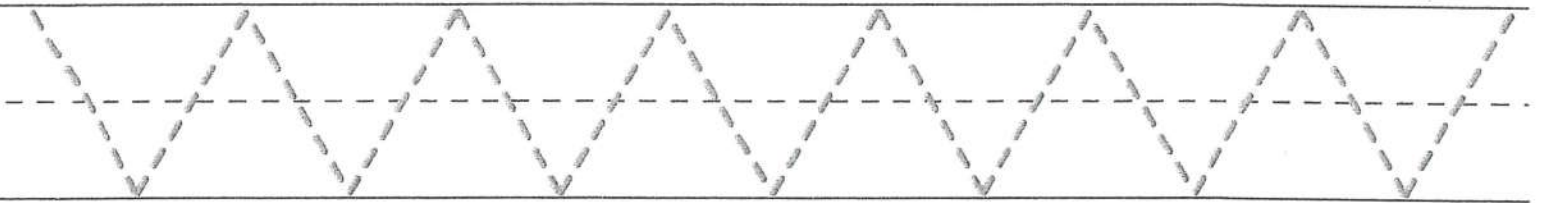
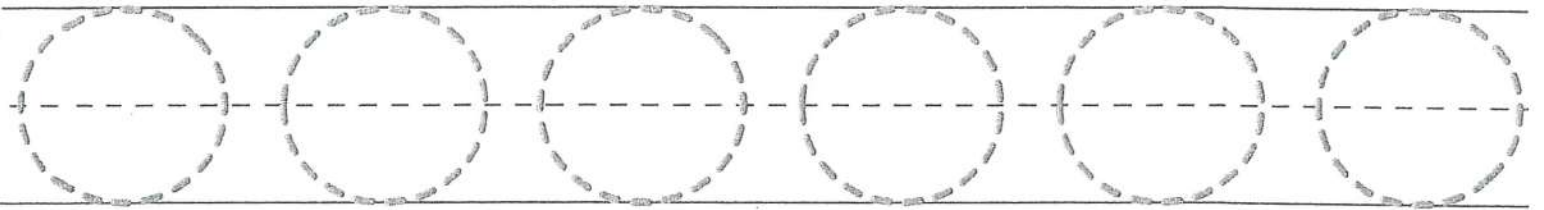
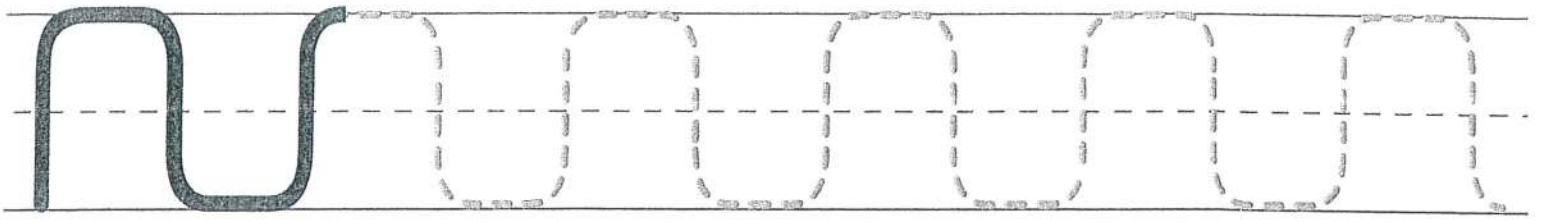
学

Name: _____

**Draw your favorite animal, car, or place with
crayons.**



Trace the Pattern




How To Build Your Shape Sandcastle


1 Cut the shapes.



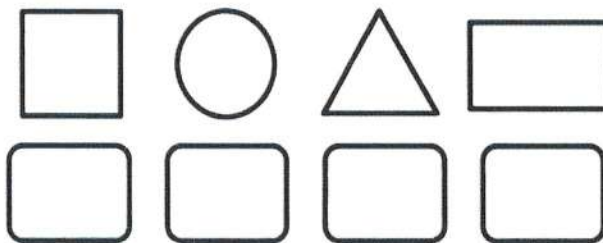
2 Arrange the shapes to build your sandcastle.




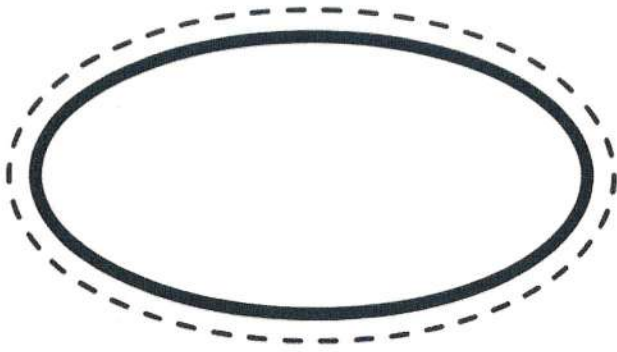




3 Glue the shapes in place.



4 Count how many of each shape you used.



Large Shapes



Build My Shape Sandcastle

